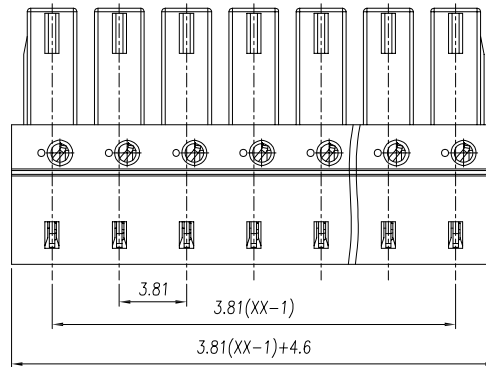
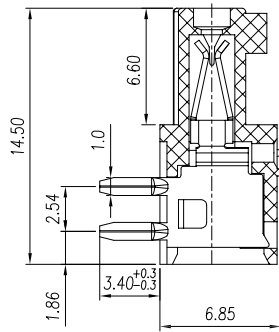
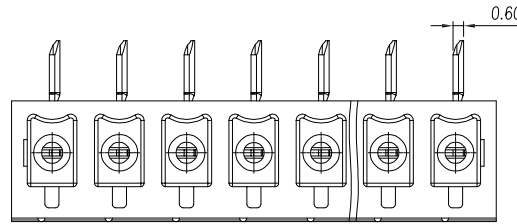
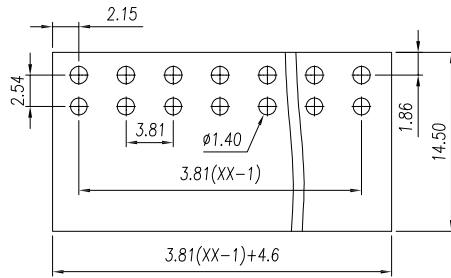


版次 (Version)	变更内容 (Rev. Content)	变更者 (Change Person)



技术参数 (Technical Data)				
UL	应用组别(Use group)	B	C	D
IEC	额定电器参数 (Rated Electrical Parameters)	300V/8A	300V/8A	300V/8A
	过压类别 (Overvoltage Category) / 污染等级 (Pollution Degree)	III/3	III/2	III/2
	额定电器参数 (Rated Electrical Parameters)	300V/8A	300V/8A	300V/8A
压线范围(Wire Range)		/		
工频耐压(Frequency Voltage)		AC 1300V		
冲击耐压(Rated Surge Voltage)		4000V		
绝缘阻抗 (Insulation Resistance)		DC500V 500MΩ above		
接触电阻(Contact Resistance)		≤20mΩ		
剥线长度(String Length)		/		
工作温度(Temperature)		-40° C--+105° C		
额定扭矩(Rated torque)		/		
材质和电镀(Material and plating)				
绝缘材质(Housing)		PA66		
导体材料(Contact)		铜合金, 镀锡(Copper alloy, Sn plated)		
/		/		

产品命名编码:
(Product Number Code):

FPM1.5-XX-381-07R-YY

系列(Series) ———— 型号(Model)
极数(NO. of poles) ———— 塑体颜色(Housing Color)

端子间距(Pitch) ————

- | | |
|--------------|-------------------------|
| 1:绿色(Green) | 7:透明色
(Transparent) |
| 2:蓝色(Blue) | 8:白色(White) |
| 3:黑色(Black) | 9:黄色(Yellow) |
| 4:灰色(Grey) | Y:多种颜色
(Mixed color) |
| 5:橙色(Orange) | |
| 6:红色(Red) | |

P=3.81mm,N为孔位数(N for hole digits),有效位数为(Significant Digits):02p-19p

N	02P	03P	04P	05P	06P	07P	08P	09P	10P
L	8.41	12.22	16.03	19.84	23.65	27.46	31.27	35.08	38.89
B	3.81	7.62	11.43	15.24	19.05	22.86	26.67	30.48	34.29
N	11P	12P	13P	14P	15P	16P	17P	18P	19P
L	42.70	46.51	50.32	54.13	57.94	61.75	65.56	69.37	73.18
B	38.10	41.91	45.72	49.53	53.34	57.15	60.96	64.77	68.58

东莞市奥斯电子有限公司 DONGGUAN AOSI ELECTRONICS CO., LTD,	公差范围(Tolerance Range)	
	150~	±1.50
型号(Type): FPM1.5-XX-381-07R-YY	60~150	±1.00
	30~60	±0.60
核准(Approval):	6~30	±0.40
	0~6	±0.25
核审(Audit):	角度 X	±2°
	单位(Units):mm	(Angle) X.X
设计(Design)	图号(Drawing NO.):	页码(Page):1/1
	比例(Scale):FULL	版次(Version):T0