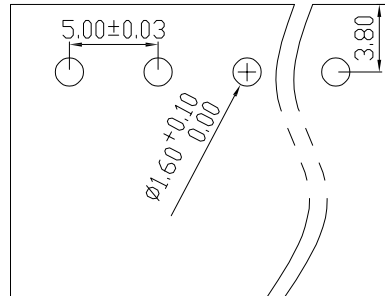
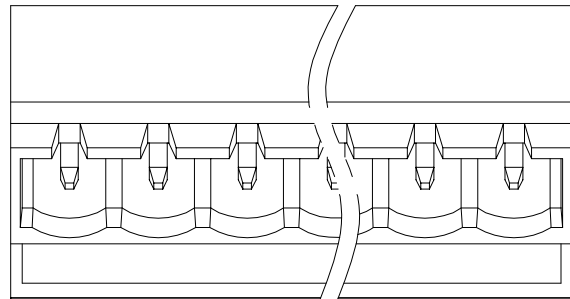
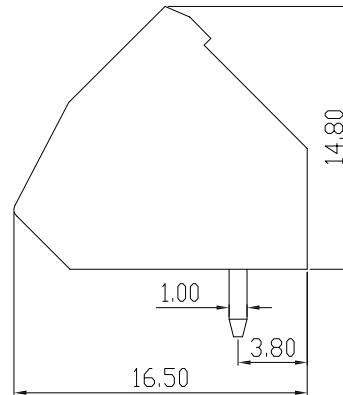
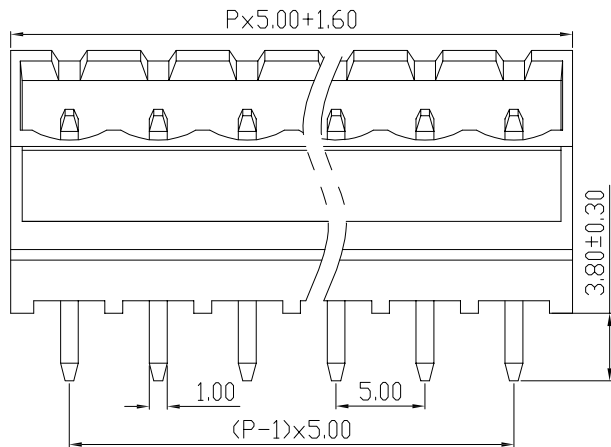


版次 (Version)	变更内容 (Rev. Content)	变更者 (Change Person)



PCB LAYOUT



技术参数 (Technical Data)				
应用组别(Use group)	B	C	D	
UL 额定电器参数 (Rated Electrical Parameters)	300V/15A	300V/15A	300V/15A	
IEC 过压类别(Overvoltage Category) /污染等级(Pollution Degree)	III/3	III/2	III/2	
额定电器参数 (Rated Electrical Parameters)	300V/15A	300V/15A	300V/15A	
压线范围(Wire Range)	/			
工频耐压(Frequency Voltage)	AC 1600V			
冲击耐压(Rated Surge Voltage)	4000V			
绝缘阻抗(Insulation Resistance)	DC500V 500MΩ above			
接触电阻(Contact Resistance)	≤20mΩ			
剥线长度(String Length)	/			
工作温度(Temperature)	-40° C--+105° C			
额定扭矩(Rated torque)	/			
材质和电镀(Material and plating)				
绝缘材质(Housing)	PA66			
导体材料(Contact)	铜合金, 镀锡(Copper alloy, Sn plated)			
/	/			

产品命名编码:

(Product Number Code):

FPM2.5-XX-500-13-YY

系列(Series)

型号(Model)

塑体颜色(Housing Color)

端子间距(Pitch)

- | | |
|--------------|-------------------------|
| 1:绿色(Green) | 7:透明色
(Transparent) |
| 2:蓝色(Blue) | 8:白色(White) |
| 3:黑色(Black) | 9:黄色(Yellow) |
| 4:灰色(Grey) | Y:多种颜色
(Mixed color) |
| 5:橙色(Orange) | |
| 6:红色(Red) | |

P=5.00mm,N为孔位数(N for hole digits),有效位数为(Significant Digits):02p-19p

N	02P	03P	04P	05P	06P	07P	08P	09P	10P
L	11.60	16.60	21.60	26.60	31.60	36.60	41.60	46.60	51.60
B	5.00	10.00	15.00	20.00	25.00	30.00	35.00	40.00	45.00
N	11P	12P	13P	14P	15P	16P	17P	18P	19P
L	56.60	61.60	66.60	71.60	76.60	81.60	86.60	91.60	96.60
B	50.00	55.00	60.00	65.00	70.00	75.00	80.00	85.00	90.00

东莞市奥斯电子有限公司 DONGGUAN AOSI ELECTRONICS CO., LTD		公差范围(Tolerance Range)	
型号(Type): FPM2.5-XX-500-13-YY		150~	±1.50
		60~150	±1.00
核准(Approval): 图号(Drawing NO.):		30~60	±0.60
		6~30	±0.40
核审(Audit): 单位(Units):mm 页码(Page):1/1		0~6	±0.25
		角度 (Angle)	X ±2° X.X ±1°
设计(Design)	比例(Scale): FULL	版次(Version): T0	