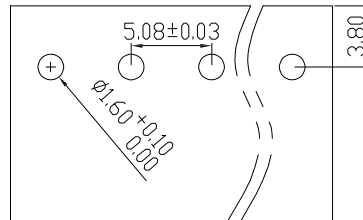
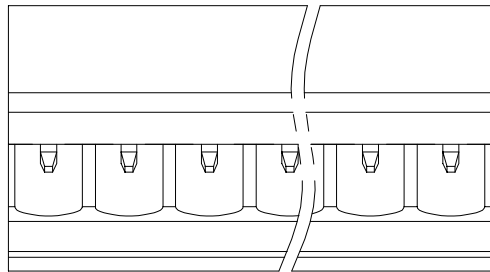
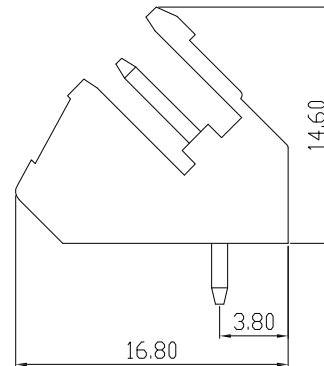
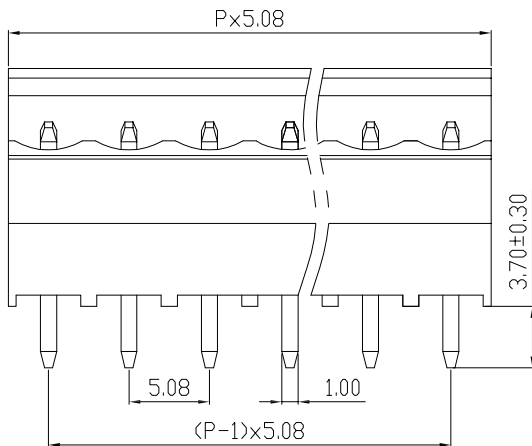


版次 (Version)	变更内容 (Rev. Content)	变更者 (Change Person)



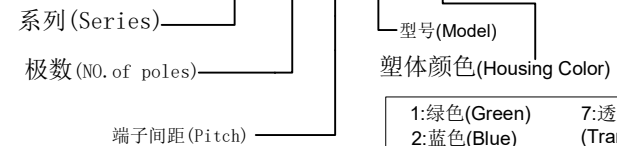
PCB LAYOUT



技术参数 (Technical Data)				
UL	应用组别(Use group)	B	C	D
	额定电器参数 (Rated Electrical Parameters)	300V/15A	300V/15A	300V/15A
IEC	过压类别 (Overvoltage Category) / 污染等级 (Pollution Degree)	III/3	III/2	III/2
	额定电器参数 (Rated Electrical Parameters)	300V/15A	300V/15A	300V/15A
压线范围(Wire Range)		/		
工频耐压(Frequency Voltage)		AC 1600V		
冲击耐压(Rated Surge Voltage)		4000V		
绝缘阻抗 (Insulation Resistance)		DC500V 500MΩ above		
接触电阻(Contact Resistance)		≤20mΩ		
剥线长度(String Length)		/		
工作温度(Temperature)		-40° C--+105° C		
额定扭矩(Rated torque)		/		
材质和电镀(Material and plating)				
绝缘材质(Housing)		PA66		
导体材料(Contact)		铜合金, 镀锡(Copper alloy, Sn plated)		
/		/		

产品命名编码:
(Product Number Code):

FPM2.5-XX-508-11-YY



1: 绿色 (Green)	7: 透明色 (Transparent)
2: 蓝色 (Blue)	8: 白色 (White)
3: 黑色 (Black)	9: 黄色 (Yellow)
4: 灰色 (Grey)	Y: 多种颜色 (Mixed color)
5: 橙色 (Orange)	
6: 红色 (Red)	

P=5.08mm, N为孔位数(N for hole digits), 有效位数为 (Significant Digits): 02p-19p

N	02P	03P	04P	05P	06P	07P	08P	09P	10P
L	10.16	15.24	20.32	25.40	30.48	35.56	40.64	45.72	50.80
B	5.08	10.16	15.24	20.32	25.40	30.48	35.56	40.64	45.72
N	11P	12P	13P	14P	15P	16P	17P	18P	19P
L	55.88	60.96	66.04	71.12	76.20	81.28	86.36	91.44	96.52
B	50.80	55.88	60.96	66.04	71.12	76.20	81.28	86.36	91.44

东莞市奥斯电子有限公司 DONGGUAN AOSI ELECTRONICS CO., LTD.	公差范围 (Tolerance Range)	
	150~	±1.50
型号 (Type): FPM2.5-XX-508-11-YY	60~150	±1.00
	30~60	±0.60
核准 (Approval):	6~30	±0.40
	0~6	±0.25
核审 (Audit):	角度 (Angle): X	±2°
	单位 (Units): mm	页码 (Page): 1/1
设计 (Design)	比例 (Scale): FULL	版次 (Version): T0