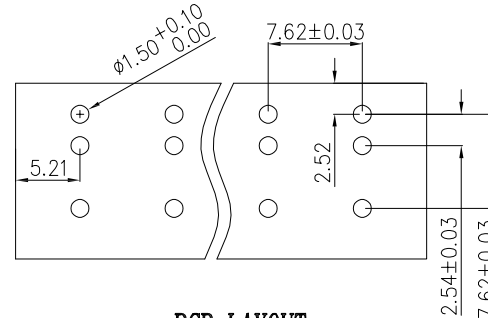
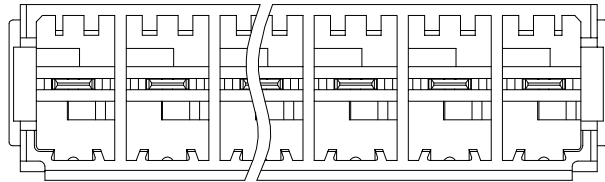
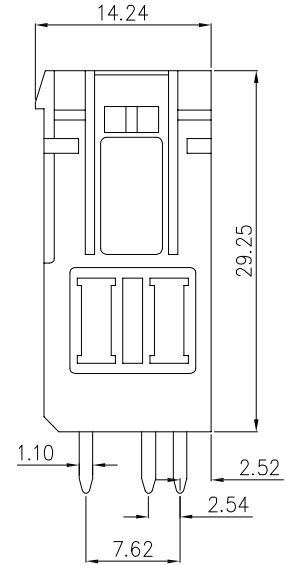
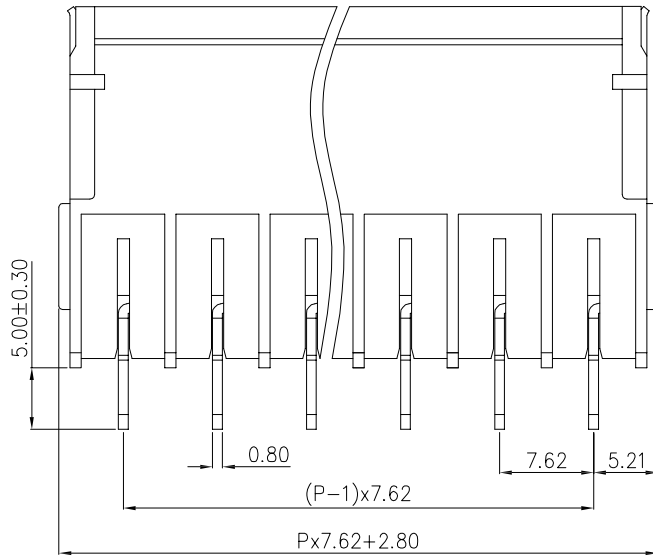


版次 (Version)	变更内容 (Rev. Content)	变更者 (Change Person)



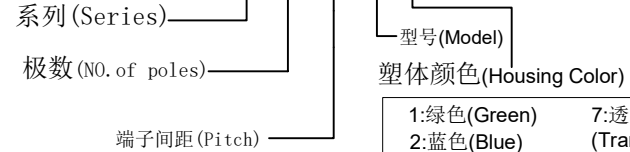
PCB LAYOUT



技术参数 (Technical Data)				
UL	应用组别(Use group)	B	C	D
	额定电器参数 (Rated Electrical Parameters)	300V/15A	300V/15A	300V/15A
IEC	过压类别 (Overvoltage Category) / 污染等级 (Pollution Degree)	III/3	III/2	III/2
	额定电器参数 (Rated Electrical Parameters)	300V/15A	300V/15A	300V/15A
压线范围(Wire Range)		/		
工频耐压(Frequency Voltage)		AC 2500V		
冲击耐压(Rated Surge Voltage)		4000V		
绝缘阻抗 (Insulation Resistance)		DC500V 500MΩ above		
接触电阻(Contact Resistance)		≤20mΩ		
剥线长度(String Length)		10		
工作温度(Temperature)		-40° C--+105° C		
额定扭矩(Rated torque)		/		
材质和电镀(Material and plating)				
绝缘材质(Housing)		PA66		
导体材料(Contact)		铜合金, 镀锡(Copper alloy, Sn plsted)		
/		/		

产品命名编码:
(Product Number Code):

FPM4-XX-762-01-YY



- | | |
|--------------|-------------------------|
| 1:绿色(Green) | 7:透明色
(Transparent) |
| 2:蓝色(Blue) | 8:白色(White) |
| 3:黑色(Black) | 9:黄色(Yellow) |
| 4:灰色(Grey) | Y:多种颜色
(Mixed color) |
| 5:橙色(Orange) | |
| 6:红色(Red) | |

P=7.62mm,N为孔位数(N for hole digits),有效位数为(Significant Digits):02p-19p

	N	02P	03P	04P	05P	06P	07P	08P	09P	10P
L	18.04	25.66	33.28	40.90	48.52	56.14	63.76	71.38	79.00	
B	7.62	15.24	22.86	30.48	38.1	45.72	53.34	60.96	68.58	
	N	11P	12P	13P	14P	15P	16P	17P	18P	19P
L	86.62	94.24	101.86	109.48	117.10	124.72	132.34	139.96	147.58	
B	76.2	83.82	91.44	99.06	106.68	114.3	121.92	129.54	137.16	

东莞市奥斯电子有限公司 DONGGUAN AOSI ELECTRONICS CO., LTD,	公差范围(Tolerance Range)	
	150~	±1.50
型号(Type): FPM4-XX-762-01-YY	60~150	±1.00
	30~60	±0.60
核准(Approval): 图号(Drawing NO.):	6~30	±0.40
	0~6	±0.25
核审(Audit): 单位(Units):mm 页码(Page):1/1	角度(Angle)	X ±2°
		XX ±1°
设计(Design) 比例(Scale):FULL		版次(Version):T0